















## Year 3 Term 4 Homework Grid: Rivers

	English	Maths	Topic	Science	Art / DT
<p>Mild</p> 	<p>Make up a River quiz and test your friends and family.</p> 	<p>Create your own word problems involving measurements of water: litres and millilitres e.g.</p> <p><i>Fred drinks 4 glasses of milk every day each containing 45ml. How much does he drink in a week?</i></p>	<p>Make a list of the longest rivers on each continent around the world.</p> 	<p>Make a list of the ways that water is essential to people, plants and animals. What would happen if there was no more rain?</p> 	<p>Create a poster about being safe in and around rivers and lakes. You can make it on paper or in Purple Mash.</p> 
<p>Medium</p> 	<p>Read some poems about the journey of a river (with the help of an adult, look for ideas on the internet). Write and illustrate a shape poem or your own river journey poem.</p> 	<p>The depth of a river relies on rainfall. Make a rain gauge and keep a record of how much rain falls over 3 weeks. Produce a table, pictogram or bar chart to show your results.</p>	<p>Do some local research and find out which rivers flow through Abingdon and Oxford. Where do they go? Why are they important? Make a fact file about them.</p>	<p>Make a comic strip of the water cycle with a water droplet as the main character.</p> 	<p>Nico Klopp was an artist who is known for his paintings of rivers. Paint your own river painting using his style.</p> 
<p>Spicy</p> 	<p>Write an adventure story featuring a river. Make sure it includes exciting events and language to keep the reader engaged throughout. As an extra challenge, include speech!</p> 	<p>Make a board game using names of rivers around the world using addition, subtraction or multiplication.</p> 	<p>Research a river of your choice and present the information in a non-chronological report. Remember to include features such as a heading, sub-headings and pictures with captions.</p> 	<p>Carry out research to identify all the different things that plants need to grow and survive. You can present your information in any way you like e.g. a poster, booklet, or a fact sheet. Alternatively, plant some seeds and keep a diary of how they grow.</p>	<p>Design and make a bridge to cross a busy river. What will you make it from? How will you make it a strong structure?</p> 

Pick **1** task to complete from the **Flow** homework grid. You are welcome to complete more if you would like to. We will display your wonderful work in class. **All work must be handed in by Monday 20<sup>th</sup> April (two weeks after Easter hols).** If you need any help with your homework or support with resources, let us know.

### Weekly Tasks:

**Spelling:** For Term 3, please continue with the spelling games on EdShed focussing on the Year 3 rules and patterns we are learning in class.

**Reading:** Read for a few minutes at home 3 x times per week. Ask an adult to sign your reading record so that we know you have read.

**Times Tables:** Complete your Times Table Rockstars sessions every week ready for our Friday challenge! If you cannot log in at home, let your class teacher know.