














Year 3 Term 2 Homework Grid: Tremors

	English	Maths	Topic	Science: Rocks	Art / DT
<p>Mild</p> 	<p>Write an acrostic poem using the letters from the word 'VOLCANO'</p> 	<p>Make a set of Top Trumps cards for different volcanoes.</p> 	<p>Create a poster about what to do in an earthquake.</p> 	<p>Identify the three main types of rock. Draw a picture of each one, describe how they are formed and list their properties.</p>	<p>Make a collage, sketch or a painting of a famous rock formation or volcano.</p> 
<p>Medium</p> 	<p>Create a dictionary that explains key volcano vocabulary in your own words.</p> 	<p>Find a recipe and follow it carefully, cooking food that can be related to our topic e.g. rock cakes, fruit cobbler etc.</p> <p>Weigh and measure the ingredients yourself.</p> <p>Remember to take photos and tell us how tasty it was!</p>	<p>Design an earthquake proof house. How could you prevent the building from collapsing during an earthquake?</p> 	<p>Make a leaflet to explain how fossils are formed. Use illustrations and label any diagrams to show your ideas.</p> 	<p>Research the clothing that volcanologists wear at work. Design and label an outfit for a volcanologist.</p> 
<p>Spicy</p> 	<p>Research legends associated with volcanoes earthquakes. Create a storyboard of a legend that you have found out about. Write a short caption underneath each picture.</p>	<p>Find out about and compare the heights of different volcanoes around the world. Present your findings in a table and sort them from smallest to greatest.</p> <p>You can do this on the computer or in your homework book.</p>	<p>Design and make a board game that is inspired by volcanoes.</p> 	<p>Research seismographs. Make your own seismograph using a cardboard box. Test it out using different activities e.g. running, walking. Record your results.</p> 	<p>Create a model of the layers of the Earth using materials of your choice. Label each layer and write a short description explaining the different features on each layer.</p>

Pick 1 task to complete from the **Tremors** homework grid. You are welcome to complete more if you would like to. We will display your wonderful work in class. **All work must be handed in by Monday 15th December.** If you need any help with your homework or support with resources, let us know.

Weekly Tasks:

Spelling: For Term 2, please continue with the spelling games on EdShed focussing on Year 1 and 2 words. Soon we will be moving onto spelling rules and patterns and we will set activities accordingly.

Reading: Read for a few minutes at home 3 x times per week. Ask an adult to sign your reading record so that we know you have read.

Times Tables: Complete your Times Table Rockstars sessions every week ready for our Friday challenge! If you cannot log in at home, let your class teacher know.