




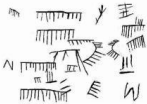







## Year 3 Term 1 Homework Grid: Tribal Tales

	English	Maths	Topic	Science: Light	Art / DT																														
<p>Mild</p> 	<p>Write a list of at least 5 questions that you would like to ask a Stone Age person.</p> 	<p>Draw a Venn diagram to sort similarities and differences between life in the Stone Age and life today.</p>	<p>Draw a Stone Age feast, thinking carefully about the food and drink that would be on offer.</p>	<p>Design and make your own shadow puppet.</p> 	<p>We know that the first recordings of art were Cave Art. Design a piece of cave art using materials of your choice. i.e. paint, chalk, crayon.</p>																														
<p>Medium</p> 	<p>Make up a quiz with facts about The Stone Age. Make sure you also have the answers!</p> 	<p>In the Palaeolithic period, a counting system using tallying began to be used. Using this system, make up some calculations for a friend to solve.</p> 	<p>Draw and label a Stone Age person. Can you add any similarities and differences compared with us?</p> 	<p>Use a torch, or another light source, to create different shadows at home. What shapes can you make? Can you change the shape and size of your shadows? If so, how did you make the shadow bigger? Draw or take a photograph of the shadows you create.</p>	<p>Design and make your own ancient stone circle or a replica of Stonehenge. Be creative in the way you make your stone circle!</p> 																														
<p>Spicy</p> 	<p>Create a leaflet for 'How to survive in the Stone Age.' Imagine you are transported back to the Stone Age just like Stone Age Boy and need a guide to help you survive. What would the guide say? What tips would it have? You can do this on a computer if you would like to.</p>	<p>Make a timeline of events and changes from this period. Use your knowledge of ordering numbers to make sure the events are accurately placed on a timeline.</p>	<p>Find out about Stone Age animals and make an alphabetical list of them.</p> 	<p>Draw a bar chart or a pictogram to show which room in your house has the most light sources.</p>  <table border="1" style="font-size: small;"> <thead> <tr> <th>Colour</th> <th>Number of Objects</th> <th>Person</th> </tr> </thead> <tbody> <tr> <td>Green</td> <td>7</td> <td>7</td> </tr> <tr> <td>Orange</td> <td>8</td> <td>8</td> </tr> <tr> <td>Red</td> <td>5</td> <td>5</td> </tr> <tr> <td>Blue</td> <td>4</td> <td>4</td> </tr> <tr> <td>Yellow</td> <td>11</td> <td>11</td> </tr> <tr> <td>Gold</td> <td>8</td> <td>8</td> </tr> <tr> <td>Purple</td> <td>7</td> <td>7</td> </tr> <tr> <td>Black</td> <td>3</td> <td>3</td> </tr> <tr> <td>Grey</td> <td>2</td> <td>2</td> </tr> </tbody> </table>	Colour	Number of Objects	Person	Green	7	7	Orange	8	8	Red	5	5	Blue	4	4	Yellow	11	11	Gold	8	8	Purple	7	7	Black	3	3	Grey	2	2	<p>Stone Age people build shelters to live in using materials they had gathered. Gather some natural materials and build a model shelter.</p>
Colour	Number of Objects	Person																																	
Green	7	7																																	
Orange	8	8																																	
Red	5	5																																	
Blue	4	4																																	
Yellow	11	11																																	
Gold	8	8																																	
Purple	7	7																																	
Black	3	3																																	
Grey	2	2																																	

Each term, pick at least 3 tasks to complete from **The Tribal Tales** homework grid. Challenge yourself! Can you complete at least one spicy activity? We will display your wonderful work in class.

**All work must be handed in by Monday 20<sup>th</sup> October.** If you need any help with your homework or support with resources, let us know.

### Weekly Tasks:

**Spelling:** Spelling logins for Ed Shed (Spelling Shed) will be provided for your child in the front of their homework books. For term 1, children will have the opportunity to practising weekly spellings from the Year 3 and 4 word list.

**Reading:** Read for a few minutes at home 3 x times per week. Ask an adult to sign your reading record so that we know you have read.

**Times Tables:** Complete your Times Table Rockstars sessions every week ready for our Friday challenge! If you cannot log in at home, let your class teacher know.